

RANGE
ATJE
100 % electric





A 100% electric range

This 2-in-1 solution meets the environmental challenges:

- zero CO2 emissions
- significant reduction of noise pollution in city centers

● Peace of mind

The battery needs charging and you need to collect the machine from the site? Activate the "reserve mode" and you can proceed to load the platform or take it to the nearest charging point.

Significant reduction in your operating costs

Choosing an electric aerial work platform is a promise to reduce the overhead costs of your investment. A powerful, robust and cost-optimised machine.



● Low maintenance

Reduced maintenance costs thanks to the reduction of components

● Basket durability

With its galvanised finish, removable floor and protected control panel, you can rely on a basket designed to last.

● Easy access to components

Quick access to hydraulic cables, hoses as well as the batteries thanks to fork pockets making it easy to handle the batteries.

● Reduced consumption

Its 100% electric power reduce your energy costs thanks to the low price of electricity compared to the price of diesel.

● Optimisation of resale value

On resale, benefit from an unbeatable selling price thanks to a lower cumulative number of hours than a thermic model. Hour displayed = Hour worked.

● Easy transport

One-point slinging without a spreader bar for safe transport.



How can I optimise the life of my battery*?

There are a few good practice rules to know in order to optimise the life of the batteries:

- Never discharge your batteries completely
 - Avoid partial charges
- Perform maintenance charges
- Check the water level regularly

* Visualise your battery data thanks to CAN feedback

Why lead batteries?

They have several advantages. Its low replacement cost compared to other types of battery technology as well as its recyclability rate (98%) compliments this product which is intended to be non-polluting!

*1 cycle = 1 load

Does the number of electric motors affect the performance of the machine?

The number of electric motors is not related to the performance of the machine. More components often mean more maintenance and associated costs! To reduce these costs, we have designed a very simple machine with reliable technology. Only one motor in the chassis for translation movements and one motor in the turret for elevation movements.

All our platforms are connected!

Connected solutions

Your aerial platform has something special: thanks to connectivity, you can follow its position in real time and optimise the operational follow-up of your equipment.

● View in real time

Manage your fleet remotely and benefit from a wealth of information about your machines accessible on your PC, tablet or smartphone.

● Anticipate maintenance

Save time : share your alerts directly with the technician to anticipate parts and reduce response time.

● Analyse performance

View the performance of your machines in a graphical format that is easy to follow and interpret.

Protect your equipment and control access

As an option you can manage driving authorisations and control operator access to your machines to ensure their safety and that of the workplace.

Driving an ATJe has never been easier

● Ergonomic and harmonised controls


Ergonomic and standardised basket and lower control station for the entire ATJ range.

● Intuitive human/machine interface

A large colour screen displays information via an alert system. The operator knows the remaining autonomy of the machine (in hours).

● Easy to charge

The integrated charger located on the turret allows you to easily recharge your machine using a standard plug.



**Continuous rotation
of the turret**

**4 simultaneous
movements**

**2 maintenance-free
asynchronous
electric motors**

**4 wheel
drive**




Take advantage of a basket console fitted with a display to give you a range of useful information for your working day.



The large screen at the lower control box offers additional information to the top control box for operator and allows technicians to carry out a quick diagnosis, consult the machine memory and many other functions.

Did you know?

Using a code, you can modify certain options to adapt the machine to the needs of your customers (flashing light on contact, flashing light on movement, all movement beep...).



Robustness

Our customers praise the reinforced design and durability of our lifting solutions. Regardless of the product chosen, the articulation heights and working outreach set the standard in their category.

Super impact
resistant
cover

Versatility

For the rental companies: a lower investment for the purchase of a single model for use not only outdoors on rough terrain but also inside infrastructures, thanks to its non-marking tires.

Simplicity

The ATJe is a range with an architecture of unparalleled simplicity and reliability on the market. Equipped with two electrical motors protected inside the machine; guaranteeing low maintenance costs.

Comfort of use

Turret rotation is via a hydraulic motor whose speed varies according to the extension of the telescope.

Sustainability

The galvanization of our baskets allows a better durability and avoids repainting (TCO). The removable floor allows for quick replacement in case of damage.



Folded dimensions (LxWxH) from :

4.29 x 2.32 x 2.77 m

from : **6 220 kg**

One-point slinging

Without a spreader bar for easy lifting of the machine.



The off-road range

Our chassis are perfectly suited for off-road use. The design of the chassis, the high ground clearance and the active oscillating axle guarantee excellent handling on off-road terrain.

Optimal performance

Since its inception, Manitou has equipped its rough-terrain aerial work platforms with drive axles. These highly reliable components are perfectly suited to the toughest conditions and offer superior performance to other technologies.



Did you say versatility?

OxygenbyManitou is the new label for eco-responsible machines. Concerned about CSR criteria? The Manitou brand has a solution adapted to indoor and outdoor work. Discover without further delay our 100% electric articulated boom lift ATJe range with a working height from 16 to 20 meters.

OXYGEN
by MANITOU



Innovation for your safety

To meet these challenges, Manitou has created various safety solutions in collaboration with the major players in the rental and construction industries:

OSS - Operation Safety System



Warn the operator and the team on site when the machine detects dangerous behaviors.



Lighting Pack - Seen & be seen



To avoid collisions during night operations, the pod lights up to 8 meters.



SPS - Secondary Protection System



This safety solution is activated in the event of a crush or discomfort of the operator and stops the machine.



















All the information you need through the QR code on your machines!

What could be easier than scanning the QR code to find the standard documentation of your machine in your preferred language if necessary?



- **Basket overload and tilt sensor**
Audible and visual indicators are provided if the basket is overloaded or the slope is too steep.
- **Double rail and meshed floor**
They guarantee operator protection and full visibility of the working environment.
- **Backup electrical pump**
Quick and safe assistance of the operator in case of malfunction or major breakdown of the machine

	160 ATJE	160 ATJ+E	180 ATJE	200 ATJE
	   	   	   	   
Basket capacity (kg)	250	408	250	250
Working height (m)	16.03	16.22	18.19	20
Platform height (m)	14.03	14.22	16.19	18
Working offset (m)	8.11	8.34	10.33	11.60
Overhang (m)	7.38	7.40	7.43	8
Platform dimensions (Lxwxh) (m)	6.50 x 2.32 x 2.39	6.88 x 2.38 x 2.48	7.61 x 2.32 x 2.48	8.34 x 2.38 x 2.46
Dimensions stowed (Lxwxh) (m)	4.29 x 2.32 x 2.77	4.70 x 2.38 x 2.94	5.43 x 2.32 x 2.52	6.06 x 2.38 x 2.81
Basket dimensions (Lxw) (m)	1.80 x 0.80	2.30 x 0.90	1.80 x 0.80	2.1 x 0.80
Battery power (V / Ah)	23			22
On-board charger (V / Ah)	48 / 60			
Tyres type	Foam filled			



Number of operators



Turret rotation

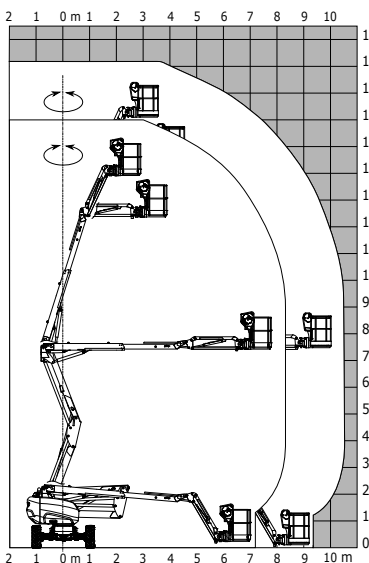


Gradeability

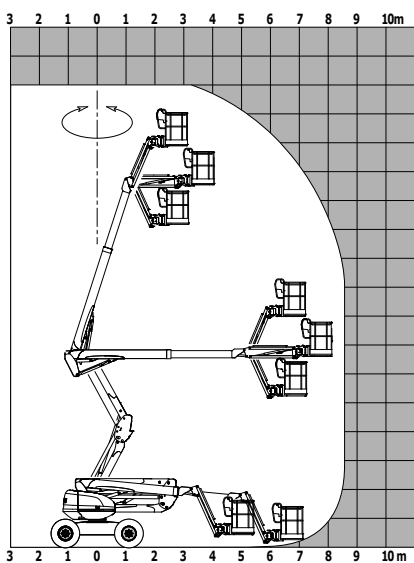


Driving & Steering wheels

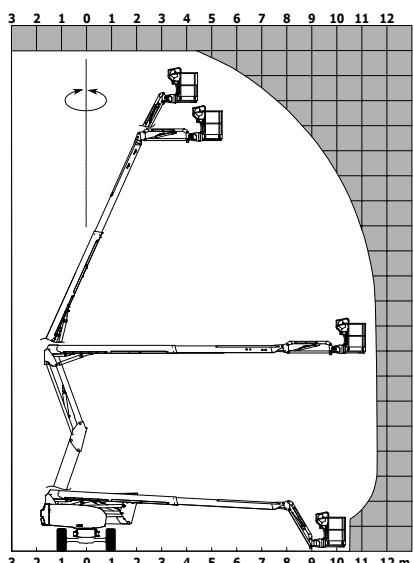
160, 180 ATJE



160 ATJ+E



200 ATJE



A wide range of options

To access all the options, ask your Manitou dealer for advice.



Electric centralized filling
Benefit from an electric pump and an integrated tank for quick water level recovery



Socket 230 V + differential circuit breaker
Possibility to connect equipment in the basket



E-xtra generator
Extend the machine's autonomy on a site without electricity



Biodegradable hydraulic oil
Contributes to the protection and preservation of our environment



“

What is important as a fleet manager is the turnover rate. That's why I need a machine that is easy to maintain and that allows me to anticipate maintenance! All of this while meeting our safety regulations and being versatile enough to be rented anywhere.

Your dealer

Our customers are our
best ambassadors:



This publication describes the versions and configuration possibilities of Manitou products which may differ in equipment. The equipment shown in this brochure may be standard, optional or not available depending on the version. Manitou reserves the right to change the specifications described and shown at any time without notice. The specifications shown are not binding on the manufacturer. For more details, contact your Manitou dealer. Non contractual document. The logos and visuals of the company are the property of Manitou and may not be used without permission. All rights reserved. The photos and diagrams contained in this brochure are provided for reference purposes only. Manitou BF SA -

Public limited company with a Board of Directors - Share capital: 39,547,824 euros - 857 802 508 RCS Nantes

©Manitou ©Adobe stock